

**PURPOSE** //////////////////////////////////////////////////////////////////

- Educate younger students about their thoughts, feelings, mindfulness, kindness, inclusion and/or mental health
- Increase school connectedness by having older students connect with younger students through reading

OBJECTIVE //////////////////////////////////////////////////////////////////

- For older students to read books a to younger students.

INSTRUCTIONS //////////////////////////////////////////////////////////////////**Materials**


- Children's books about mental health, thoughts, or feelings



Shout out to both Old River Elementary and Frank Wagner Elementary for inspiring this AAA

Assembly

1. Decide what kinds of books that your club members are going to read and to what grades. Consult the last page of this document for some suggestions and book ideas.
2. Acquire those books. If you have very specific books in mind, you may want to buy them from a bookstore or order them online. If you want to choose more general books, you may be able to do so at the school library, or local library. The librarian will likely be happy to help you choose some great books!
3. Consult the following pages for more instructions depending on if you are reading to students in your own school, or if you need to travel to their school.

**Let us know how the activity goes!**

We'd love to hear from you or receive pictures or tag us on social media:



@ErikasLH



@ErikasLH



erikas.lighthouse



@Erika's Lighthouse

Same School Instructions

Use these instructions if you have the younger grades in the same school building. For example, you are 8th grade students in a K-8 building and want to read to those younger grades.

1. The first step will be figuring out which grades you will read to, and when it will happen. Reach out to some of the teachers of those younger students or to admin in order to help plan this. This activity can be done during lunch, after school, or even during class time for those younger students. Whichever time works best will require coordinating with teachers.
2. Schedule when older students will read to younger students. This can be a lunch activity, after-school activity, or even during the younger students' class time. Make sure to coordinate with any relevant teachers or admin to plan the activity properly.
3. Decide how many readers you will have. If you have several readers, you can have each of them read to a different small group of students.

Different School Building Instructions

Use these instructions if you do not have the younger grades in the same school building. For example, you are middle or high school students, and would need to travel to visit an elementary school.

1. First, reach out to a local elementary school to see if you would be able to have an event where you are able to come to their school and read to them. There are likely some local elementary schools whose students will later go to your school!
2. The next step will be figuring out which grades you will read to, and when it will happen. Because you are going to be guests in the school, it is likely that the school will want to choose these for you. If not, reach out to some of the teachers of those younger students in order to help plan this. Because you will need to travel to the school, this event will likely be best done after school, or on a day that you have a half-day but the elementary school does not. Whichever time works best will require coordinating with teachers or admin of that other school.
3. Decide how many readers you will have. If you have several readers, you can have each of them read to a different small group of students.

Other things to consider when executing!

- Coordinate with the librarian if your school has one, they may have some good books
- Consider that Kindergarteners and 2nd graders may be very different readers. Make sure you choose appropriate books for the group you are reading to. A librarian or teacher could probably help you with this.
- Plan ahead how you will assign readers to groups. Consider how much space you will have, if you will be sitting at tables or on the floor, and how many people each reader will be reading to!
- Make sure to show any pictures to the students you are reading to if you are using a picturebook!

Let us know how the activity goes!

We'd love to hear from you or receive pictures or tag us on social media:



@ErikasLH



@ErikasLH










erikas.lighthouse



@Erika's Lighthouse

Some Great Examples of Books to Read to Younger Students



Let us know how the activity goes!
We'd love to hear from you or receive pictures or tag us on social media:

